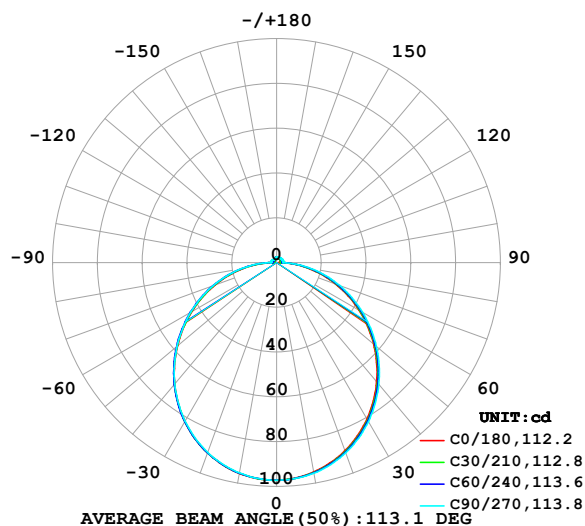


## LUMINAIRE PHOTOMETRIC TEST REPORT

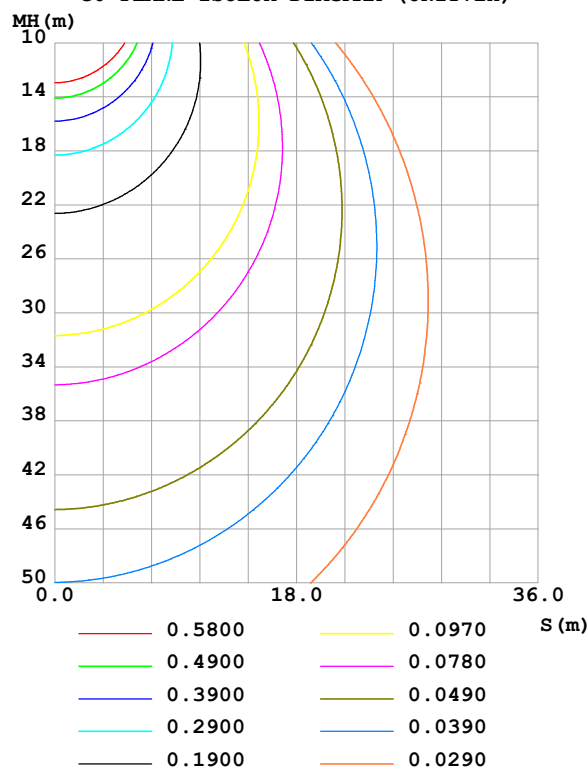
Test:U:48.00V I:0.1008A P:4.838W PF:1.000 Freq:0Hz Lamp Flux:301.089x1 lm		
NAME: SF33-48V-2835-96-CC-3500K-80	TYPE:	WEIGHT:
SPEC.:	DIM.: Length=1m	SERIAL No.:
MFR.: OLympia lighting	SUR.:	Shielding Angle:

DATA OF LAMP		PHOTOMETRIC DATA				Eff: 62.23 lm/W
MODEL	2835	I <sub>max</sub> (cd)	97.17	S/MH(C0/180)	1.25	
NOMINAL POWER(W)	5	LOR(%)	100.0	S/MH(C90/270)	1.25	
RATED VOLTAGE(V)	48	TOTAL FLUX(lm)	301.09	η UP,DN(C0-180)	2.5,47.7	
NOMINAL FLUX(lm)	301.089	CIE CLASS	DIRECT	η UP,DN(C180-360)	2.0,47.8	
LAMPS INSIDE	1	η up (%)	4.5	CIBSE SHR NOM	1.25	
TEST VOLTAGE(V)		η down (%)	95.5	CIBSE SHR MAX	1.35	

LUMINOUS INTENSITY DISTRIBUTION DIAGRAM



C0 PLANE ISOLUX DIAGRAM (UNIT:lx)



C Range: 0 - 360DEG  
C Interval: 30.0DEG  
Test Speed: HIGH  
Temperature:25.3℃  
Operators:  
Test Date:2025-04-16

γ Range: 0 - 180DEG  
γ Interval: 1.0DEG  
Test System:EVERFINE GO-2000B\_V1 SYSTEM V2.00.488  
Humidity:65.0%  
Test Distance:6.360m [K=1.0000]  
Remarks:

## ZONAL FLUX DIAGRAM

## ZONAL FLUX DIAGRAM:

$\gamma$	C0	C45	C90	C135	C180	C225	C270	C315	$\gamma$	$\Phi$ zone	$\Phi$ total	%lum, lamp
10	94.98	95.30	95.54	95.65	95.61	95.54	95.42	95.23	0- 10	9.193	9.193	3.05,3.05
20	89.37	89.88	90.37	90.60	90.40	90.41	90.18	89.80	10- 20	26.30	35.49	11.8,11.8
30	80.71	81.36	82.02	82.33	81.97	82.06	81.75	81.27	20- 30	39.76	75.25	25,25
40	69.54	70.27	71.00	71.41	70.81	71.07	70.80	70.24	30- 40	47.84	123.1	40.9,40.9
50	56.52	57.33	58.16	58.61	57.76	58.18	58.03	57.38	40- 50	49.69	172.8	57.4,57.4
60	42.46	43.29	44.25	44.68	43.66	44.22	44.28	43.47	50- 60	45.51	218.3	72.5,72.5
70	28.05	28.85	29.95	30.26	29.27	29.92	30.22	29.13	60- 70	36.30	254.6	84.6,84.6
80	13.89	14.52	15.68	15.85	15.06	15.71	16.19	14.91	70- 80	23.57	278.2	92.4,92.4
90	3.010	3.083	2.856	3.210	2.734	2.848	2.783	3.156	80- 90	9.339	287.5	95.5,95.5
100	1.406	2.220	2.872	2.420	1.273	1.787	2.558	1.858	90-100	2.361	289.9	96.3,96.3
110	1.610	2.312	2.862	2.419	1.435	1.809	2.553	1.906	100-110	2.207	292.1	97,97
120	1.809	2.371	2.804	2.437	1.599	1.818	2.418	1.857	110-120	2.109	294.2	97.7,97.7
130	1.976	2.399	2.726	2.458	1.755	1.876	2.166	1.850	120-130	1.920	296.1	98.3,98.3
140	2.117	2.407	2.637	2.451	1.916	1.961	2.002	1.805	130-140	1.664	297.8	98.9,98.9
150	2.244	2.404	2.567	2.450	2.080	2.096	2.020	1.948	140-150	1.374	299.1	99.4,99.4
160	2.356	2.425	2.516	2.452	2.239	2.219	2.180	2.158	150-160	1.050	300.2	99.7,99.7
170	2.443	2.463	2.491	2.445	2.406	2.378	2.368	2.348	160-170	0.6691	300.9	99.9,99.9
180	2.477	2.495	2.513	2.424	2.477	2.493	2.498	2.421	170-180	0.2328	301.1	100,100
DEG	LUMINOUS INTENSITY:cd									UNIT:lm		

Conical surface Flux(90deg): 148.1 lm

%lum = 49.2%

%lamp = 49.2%

Conical surface Flux(130deg): 237.85 lm

%lum = 79.0%

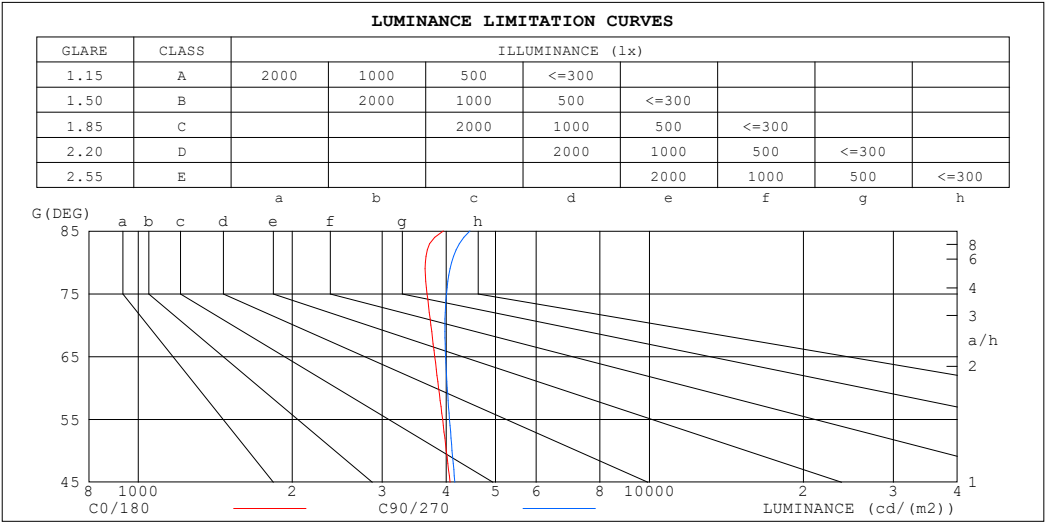
%lamp = 79.0%

C Range: 0 - 360DEG  
 C Interval: 30.0DEG  
 Test Speed: HIGH  
 Temperature:25.3℃  
 Operators:  
 Test Date:2025-04-16

$\gamma$  Range: 0 - 180DEG  
 $\gamma$  Interval: 1.0DEG  
 Test System:EVERFINE GO-2000B\_V1 SYSTEM V2.00.488  
 Humidity:65.0%  
 Test Distance:6.360m [K=1.0000]  
 Remarks:

LUMINANCE LIMITATION CURVES

Test:U:48.00V I:0.1008A P:4.838W PF:1.000 Freq:0Hz Lamp Flux:301.089x1 lm		
NAME: SF33-48V-2835-96-CC-3500K-80	TYPE:	WEIGHT:
SPEC.:	DIM.: Length=1m	SERIAL No.:
MFR.: OLympia lighting	SUR.:	Shielding Angle:



LUMINANCE cd/(m2)		
G (DEG)	C0/180	C90/270
85	3948	4451
80	3642	4101
75	3672	4006
70	3735	3978
65	3801	3991
60	3867	4020
55	3936	4061
50	4004	4110
45	4069	4160

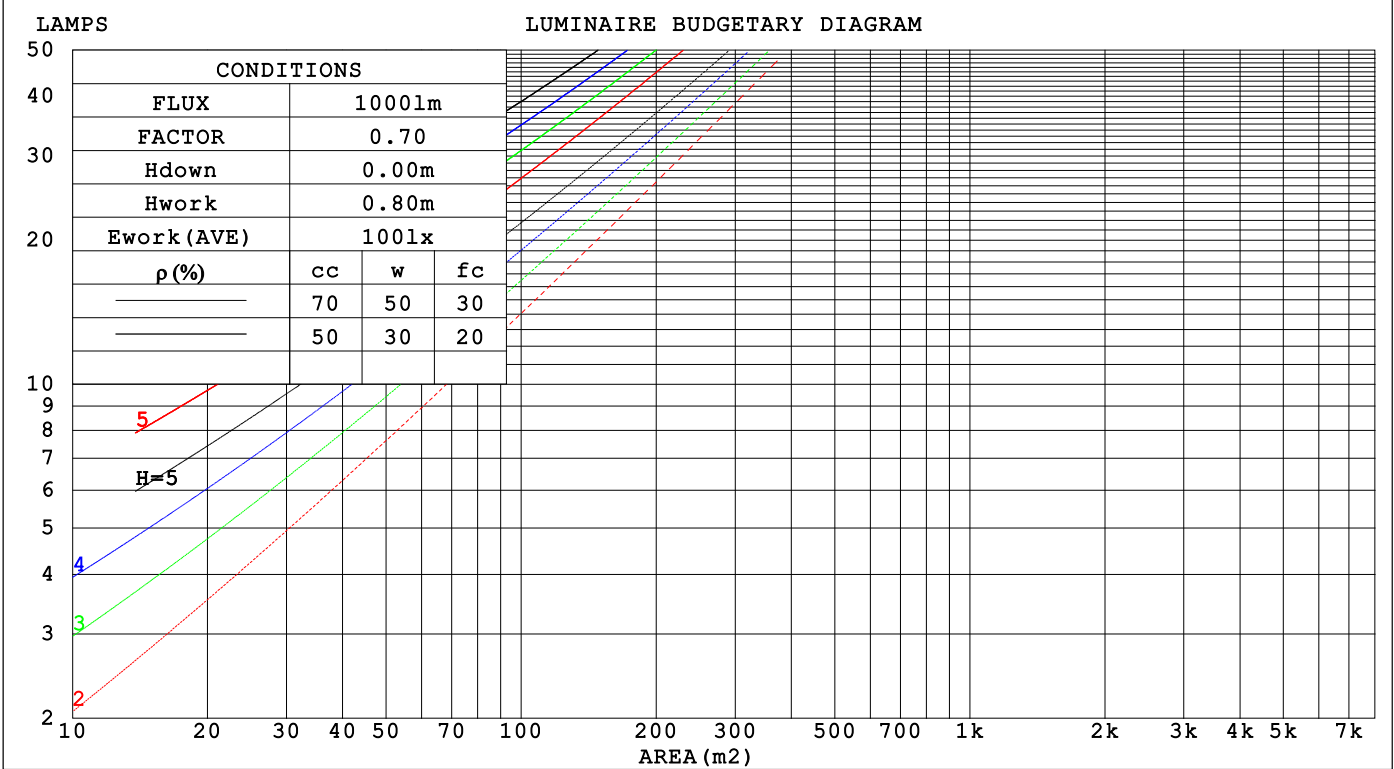
C Range: 0 - 360DEG  
C Interval: 30.0DEG  
Test Speed: HIGH  
Temperature:25.3℃  
Operators:  
Test Date:2025-04-16

γ Range: 0 - 180DEG  
γ Interval: 1.0DEG  
Test System:EVERFINE GO-2000B\_V1 SYSTEM V2.00.488  
Humidity:65.0%  
Test Distance:6.360m [K=1.0000]  
Remarks:

CU AND LUMINAIRE BUDGETARY ESTIMATE DIAGRAM

Test:U:48.00V I:0.1008A P:4.838W PF:1.000 Freq:0Hz		
Lamp Flux:301.089x1 lm		
NAME: SF33-48V-2835-96-CC-3500K-80	TYPE:	WEIGHT:
SPEC.:	DIM.: Length=1m	SERIAL No.:
MFR.: OLYMPIA lighting	SUR.:	Shielding Angle:

pcc	80%			70%			50%			30%			10%			0
p <sub>w</sub>	50%	30%	10%	50%	30%	10%	50%	30%	10%	50%	30%	10%	50%	30%	10%	0
p <sub>fc</sub>	20%			20%			20%			20%			20%			0
RCR	RCR:Room Cavity Ratio															



C Range: 0 - 360DEG  
C Interval: 30.0DEG  
Test Speed: HIGH  
Temperature:25.3℃  
Operators:  
Test Date:2025-04-16

γ Range: 0 - 180DEG  
γ Interval: 1.0DEG  
Test System:EVERFINE GO-2000B\_V1 SYSTEM V2.00.488  
Humidity:65.0%  
Test Distance:6.360m [K=1.0000]  
Remarks:

## WEC AND CCEC

Test:U:48.00V I:0.1008A P:4.838W PF:1.000 Freq:0Hz Lamp Flux:301.089x1 lm		
NAME: SF33-48V-2835-96-CC-3500K-80	TYPE:	WEIGHT:
SPEC.:	DIM.: Length=1m	SERIAL No.:
MFR.: OLympia lighting	SUR.:	Shielding Angle:

pcc	80%			70%			50%			30%			10%			0														
pw	50%	30%	10%	50%	30%	10%	50%	30%	10%	50%	30%	10%	50%	30%	10%	0														
pfc	20%			20%			20%			20%			20%			0														
RCR	RCR:Room Cavity Ratio															Wall Exitance Coefficients(WEC)														
0.0																														
1.0	.327	.186	.059	.319	.182	.058	.303	.174	.056	.288	.166	.053	.275	.159	.051															
2.0	.301	.165	.051	.294	.162	.050	.280	.156	.048	.267	.150	.047	.255	.144	.045															
3.0	.276	.147	.044	.269	.144	.043	.257	.139	.042	.245	.134	.041	.234	.130	.040															
4.0	.253	.132	.039	.247	.129	.038	.236	.125	.037	.225	.121	.037	.216	.117	.036															
5.0	.233	.119	.034	.228	.117	.034	.218	.113	.033	.208	.110	.033	.199	.106	.032															
6.0	.215	.108	.031	.211	.106	.031	.202	.103	.030	.193	.100	.029	.185	.097	.029															
7.0	.200	.099	.028	.196	.097	.028	.187	.095	.027	.180	.092	.027	.173	.090	.026															
8.0	.186	.091	.026	.183	.090	.025	.175	.088	.025	.168	.085	.025	.162	.083	.024															
9.0	.175	.084	.024	.171	.083	.023	.164	.081	.023	.158	.079	.023	.152	.077	.022															
10.0	.164	.079	.022	.161	.078	.022	.155	.076	.021	.149	.074	.021	.143	.072	.021															

pcc	80%			70%			50%			30%			10%			0
pw	50%	30%	10%	50%	30%	10%	50%	30%	10%	50%	30%	10%	50%	30%	10%	0
pfc	20%			20%			20%			20%			20%			0
RCR	RCR:Room Cavity Ratio						Ceiling Cavity Exitance Coefficients (CCEC)									
0.0	.225	.225	.225	.192	.192	.192	.131	.131	.131	.075	.075	.075	.024	.024	.024	
1.0	.216	.191	.168	.185	.164	.144	.127	.113	.100	.073	.065	.058	.023	.021	.019	
2.0	.208	.167	.132	.179	.144	.114	.122	.099	.079	.071	.058	.047	.023	.019	.015	
3.0	.201	.149	.109	.172	.129	.094	.118	.090	.066	.068	.052	.039	.022	.017	.013	
4.0	.193	.136	.093	.166	.118	.081	.114	.082	.057	.066	.048	.034	.021	.016	.011	
5.0	.186	.126	.082	.159	.109	.071	.110	.076	.050	.064	.045	.030	.020	.015	.010	
6.0	.178	.118	.074	.153	.102	.065	.106	.071	.046	.061	.042	.027	.020	.014	.009	
7.0	.171	.111	.069	.147	.096	.060	.102	.067	.042	.059	.040	.025	.019	.013	.008	
8.0	.165	.105	.064	.142	.091	.056	.098	.064	.040	.057	.038	.024	.018	.012	.008	
9.0	.159	.100	.061	.137	.087	.053	.095	.061	.038	.055	.036	.022	.018	.012	.007	
10.0	.153	.096	.058	.132	.083	.051	.092	.059	.036	.053	.035	.022	.017	.011	.007	

C Range: 0 - 360DEG  
C Interval: 30.0DEG  
Test Speed: HIGH  
Temperature:25.3℃  
Operators:  
Test Date:2025-04-16

γ Range: 0 - 180DEG  
γ Interval: 1.0DEG  
Test System:EVERFINE GO-2000B\_V1 SYSTEM V2.00.488  
Humidity:65.0%  
Test Distance:6.360m [K=1.0000]  
Remarks:

UGR(Unified Glare Rating) Table

Test:U:48.00V I:0.1008A P:4.838W PF:1.000 Freq:0Hz Lamp Flux:301.089x1 lm											
NAME: SF33-48V-2835-96-CC-3500K-80						TYPE:		WEIGHT:			
SPEC.:						DIM.: Length=1m		SERIAL No.:			
MFR.: OLympia lighting						SUR.:		Shielding Angle:			
ceiling/cavity	0.7	0.7	0.5	0.5	0.3	0.7	0.7	0.5	0.5	0.3	
walls	0.5	0.3	0.5	0.3	0.3	0.5	0.3	0.5	0.3	0.3	
working plane	0.2	0.2	0.2	0.2	0.2	0.2	0.2	0.2	0.2	0.2	
Room dimensions		Viewed crosswise					Viewed endwise				
x = 2H y = 2H	2H	21.5	23.0	21.8	23.2	23.5	21.6	23.1	21.9	23.4	23.7
	3H	23.1	24.5	23.5	24.8	25.1	23.3	24.7	23.7	25.0	25.3
	4H	23.8	25.1	24.2	25.5	25.8	24.1	25.4	24.5	25.7	26.1
	6H	24.4	25.6	24.8	26.0	26.4	24.8	26.0	25.2	26.3	26.7
	8H	24.6	25.8	25.1	26.2	26.6	25.0	26.2	25.4	26.6	27.0
	12H	24.8	26.0	25.2	26.3	26.7	25.2	26.4	25.7	26.8	27.2
4H	2H	22.1	23.4	22.5	23.8	24.1	22.2	23.5	22.6	23.9	24.2
	3H	24.0	25.1	24.4	25.5	25.9	24.1	25.3	24.6	25.6	26.0
	4H	24.8	25.9	25.3	26.3	26.7	25.0	26.1	25.5	26.5	26.9
	6H	25.5	26.5	26.0	26.9	27.4	25.8	26.8	26.3	27.2	27.7
	8H	25.8	26.7	26.3	27.2	27.6	26.2	27.1	26.7	27.5	28.0
	12H	26.1	26.9	26.6	27.4	27.9	26.5	27.3	27.0	27.7	28.2
8H	4H	25.2	26.0	25.6	26.5	27.0	25.4	26.2	25.8	26.7	27.1
	6H	26.1	26.8	26.6	27.3	27.8	26.3	27.1	26.9	27.5	28.1
	8H	26.5	27.1	27.0	27.6	28.2	26.8	27.4	27.3	27.9	28.5
	12H	26.9	27.4	27.4	27.9	28.5	27.2	27.8	27.7	28.3	28.9
12H	4H	25.2	26.0	25.7	26.5	27.0	25.4	26.2	25.9	26.6	27.1
	6H	26.2	26.8	26.7	27.3	27.9	26.4	27.1	27.0	27.6	28.1
	8H	26.6	27.2	27.2	27.7	28.3	26.9	27.5	27.5	28.0	28.6
Variations with the observer position at spacings(CIE Pub.117):											
S = 1.0H		+ 0.1 / - 0.2					+ 0.1 / - 0.2				
1.5H		+ 0.2 / - 0.3					+ 0.2 / - 0.3				
2.0H		+ 0.1 / - 0.3					+ 0.1 / - 0.3				

CIE Pub.117, 301.1 lm Total Lamp Luminous Flux Correct (8log(F/F0) = -4.2)  
Area: 0.022 m2

C Range: 0 - 360DEG  
C Interval: 30.0DEG  
Test Speed: HIGH  
Temperature:25.3℃  
Operators:  
Test Date:2025-04-16

γ Range: 0 - 180DEG  
γ Interval: 1.0DEG  
Test System:EVERFINE GO-2000B\_V1 SYSTEM V2.00.488  
Humidity:65.0%  
Test Distance:6.360m [K=1.0000]  
Remarks:

## UTILIZATION FACTORS TABLE

Test:U:48.00V I:0.1008A P:4.838W PF:1.000 Freq:0Hz Lamp Flux:301.089x1 lm		
NAME: SF33-48V-2835-96-CC-3500K-80	TYPE:	WEIGHT:
SPEC.:	DIM.: Length=1m	SERIAL No.:
MFR.: OLympia lighting	SUR.:	Shielding Angle:

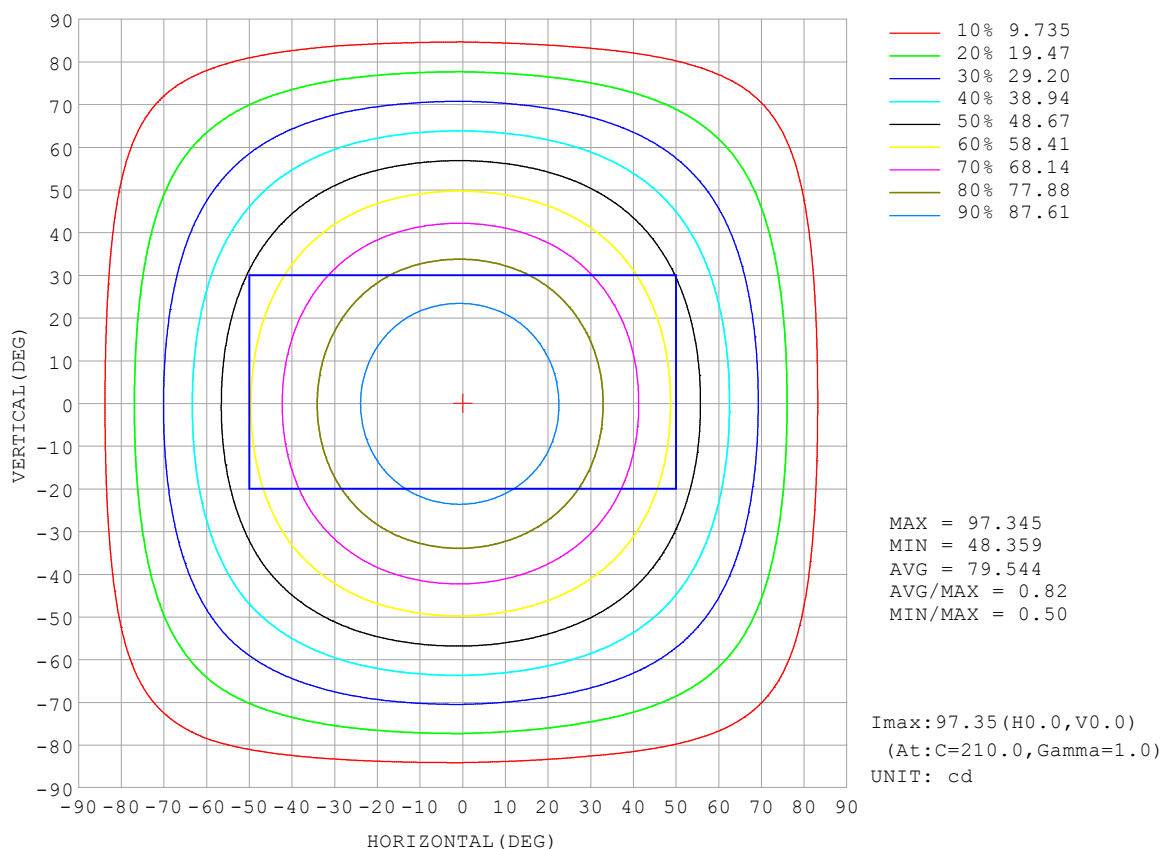
REFLECTANCE										
Ceiling	0.8	0.8	0.8	0.7	0.7	0.7	0.5	0.5	0.5	0
Walls	0.7	0.5	0.3	0.7	0.5	0.3	0.7	0.5	0.3	0
Working plane	0.2	0.2	0.2	0.2	0.2	0.2	0.2	0.2	0.2	0
ROOM INDEX	UTILIZATION FACTORS (PERCENT) $k(RI) \times RCR = 5$									
$k = 0.60$	55	44	37	54	43	36	53	43	36	30
0.80	65	53	46	64	53	45	62	52	45	38
1.00	73	62	54	72	61	54	69	62	53	46
1.25	80	69	62	79	69	61	76	67	60	52
1.50	85	75	68	83	74	67	80	72	66	57
2.00	92	83	76	90	82	75	86	79	74	65
2.50	96	88	82	94	86	81	89	83	78	69
3.00	100	92	87	97	91	85	93	87	83	73
4.00	104	98	93	101	96	91	96	92	88	78
5.00	107	101	97	104	99	95	98	95	91	81
ROOM INDEX	UF (total)									Direct
According to DIN EN 13032-2 2004			Suspended					SHRNOM = 1.25		

C Range: 0 - 360DEG  
 C Interval: 30.0DEG  
 Test Speed: HIGH  
 Temperature: 25.3 °C  
 Operators:  
 Test Date: 2025-04-16

γ Range: 0 - 180DEG  
 γ Interval: 1.0DEG  
 Test System: EVERFINE GO-2000B\_V1 SYSTEM V2.00.488  
 Humidity: 65.0%  
 Test Distance: 6.360m [K=1.0000]  
 Remarks:

## ISOCANDELA DIAGRAM

Test:U:48.00V I:0.1008A P:4.838W PF:1.000 Freq:0Hz Lamp Flux:301.089x1 lm		
NAME: SF33-48V-2835-96-CC-3500K-80	TYPE:	WEIGHT:
SPEC.:	DIM.: Length=1m	SERIAL No.:
MFR.: OLympia lighting	SUR.:	Shielding Angle:




C Range: 0 - 360DEG  
C Interval: 30.0DEG  
Test Speed: HIGH  
Temperature:25.3℃  
Operators:  
Test Date:2025-04-16

γ Range: 0 - 180DEG  
γ Interval: 1.0DEG  
Test System:EVERFINE GO-2000B\_V1 SYSTEM V2.00.488  
Humidity:65.0%  
Test Distance:6.360m [K=1.0000]  
Remarks:



## AAI Figure

Test:U:48.00V I:0.1008A P:4.838W PF:1.000 Freq:0Hz Lamp Flux:301.089x1 lm		
NAME: SF33-48V-2835-96-CC-3500K-80	TYPE:	WEIGHT:
SPEC.:	DIM.: Length=1m	SERIAL No.:
MFR.: OLympia lighting	SUR.:	Shielding Angle:



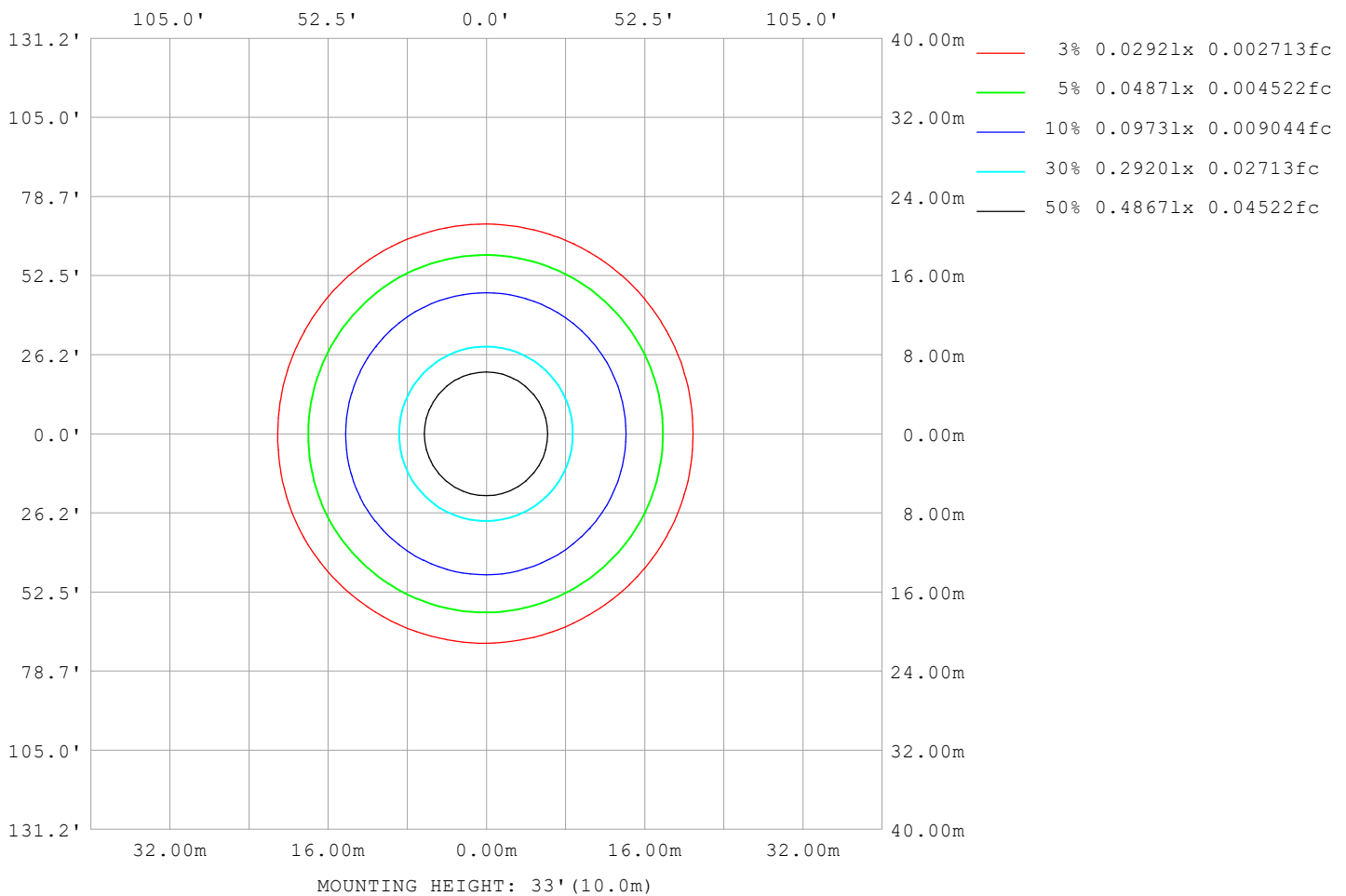
Note:The Curves indicate the illuminated area and the average illumination when the luminaire is at different distance.

C Range: 0 - 360DEG  
C Interval: 30.0DEG  
Test Speed: HIGH  
Temperature:25.3℃  
Operators:  
Test Date:2025-04-16

γ Range: 0 - 180DEG  
γ Interval: 1.0DEG  
Test System:EVERFINE GO-2000B\_V1 SYSTEM V2.00.488  
Humidity:65.0%  
Test Distance:6.360m [K=1.0000]  
Remarks:

## ISOLUX DIAGRAM

Test:U:48.00V I:0.1008A P:4.838W PF:1.000 Freq:0Hz Lamp Flux:301.089x1 lm		
NAME: SF33-48V-2835-96-CC-3500K-80	TYPE:	WEIGHT:
SPEC.:	DIM.: Length=1m	SERIAL No.:
MFR.: OLympia lighting	SUR.:	Shielding Angle:



C Range: 0 - 360DEG  
C Interval: 30.0DEG  
Test Speed: HIGH  
Temperature: 25.3°C  
Operators:  
Test Date: 2025-04-16

γ Range: 0 - 180DEG  
γ Interval: 1.0DEG  
Test System: EVERFINE GO-2000B\_V1 SYSTEM V2.00.488  
Humidity: 65.0%  
Test Distance: 6.360m [K=1.0000]  
Remarks:

## LED Avg.L Report

Test:U:48.00V I:0.1008A P:4.838W PF:1.000 Freq:0Hz Lamp Flux:301.089x1 lm		
NAME: SF33-48V-2835-96-CC-3500K-80	TYPE:	WEIGHT:
SPEC.:	DIM.: Length=1m	SERIAL No.:
MFR.: OLympia lighting	SUR.:	Shielding Angle:

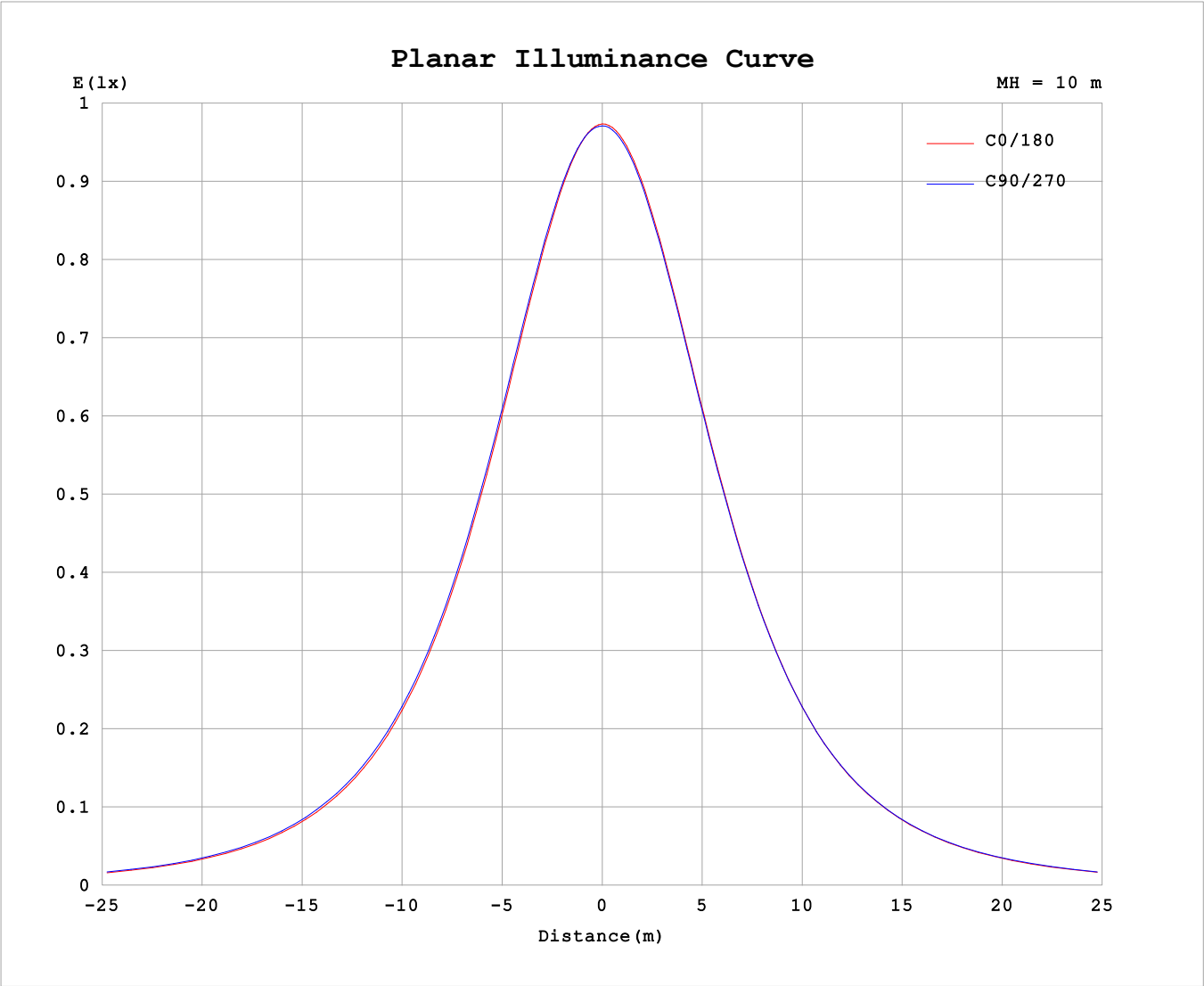
AvgL	cd/m2
L_0~180 (65) av	3858
L_0~180 (75) av	3776
L_0~180 (85) av	4066
L_90~270 (65) av	4000
L_90~270 (75) av	4040
L_90~270 (85) av	4624
L_45 (65) av	3956
L_45 (75) av	3930
L_45 (85) av	4360

Standard: GB/T 29293-2012

C Range: 0 - 360DEG  
C Interval: 30.0DEG  
Test Speed: HIGH  
Temperature:25.3℃  
Operators:  
Test Date:2025-04-16

γ Range: 0 - 180DEG  
γ Interval: 1.0DEG  
Test System:EVERFINE GO-2000B\_V1 SYSTEM V2.00.488  
Humidity:65.0%  
Test Distance:6.360m [K=1.0000]  
Remarks:

Planar Illuminance Curve



C Range: 0 - 360DEG	γ Range: 0 - 180DEG
C Interval: 30.0DEG	γ Interval: 1.0DEG
Test Speed: HIGH	Test System:EVERFINE GO-2000B_V1 SYSTEM V2.00.488
Temperature:25.3℃	Humidity:65.0%
Operators:	Test Distance:6.360m [K=1.0000]
Test Date:2025-04-16	Remarks:

## LUMINOUS DISTRIBUTION INTENSITY DATA

Test:U:48.00V I:0.1008A P:4.838W PF:1.000 Freq:0Hz Lamp Flux:301.089x1 lm		
NAME: SF33-48V-2835-96-CC-3500K-80	TYPE:	WEIGHT:
SPEC.:	DIM.: Length=1m	SERIAL No.:
MFR.: OLYMPIA lighting	SUR.:	Shielding Angle:

Table--1

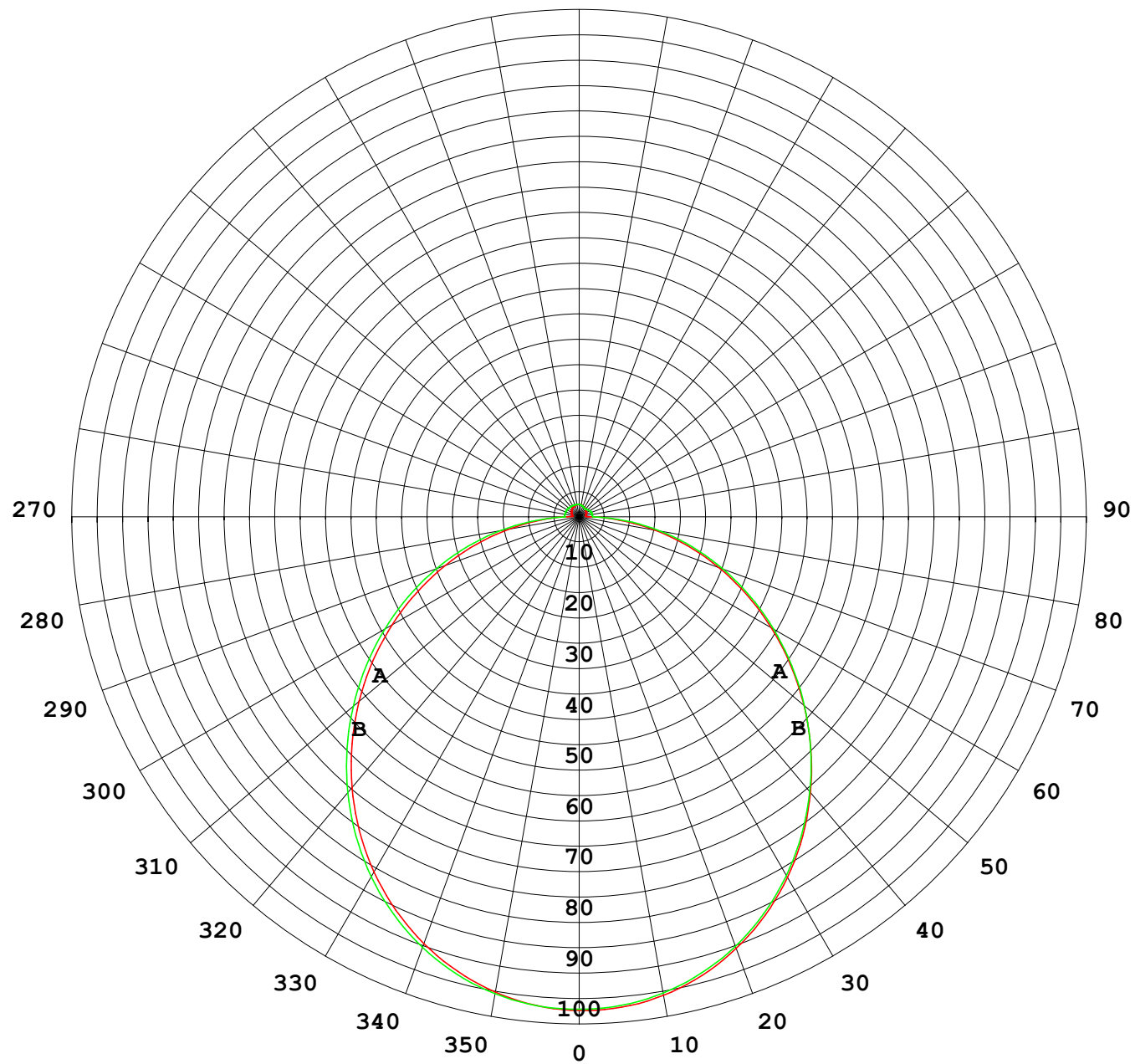
UNIT: cd

C (DEG) γ (DEG)	0	30	60	90	120	150	180	210	240	270	300	330							
0	97.2	97.2	97.2	97.2	97.2	97.2	97.2	97.2	97.2	97.2	97.2	97.2							
5	96.5	96.7	96.7	96.8	96.9	96.9	96.9	96.8	96.8	96.7	96.7	96.6							
10	95.0	95.2	95.4	95.5	95.6	95.7	95.6	95.6	95.5	95.4	95.3	95.2							
15	92.6	92.9	93.1	93.4	93.5	93.6	93.5	93.4	93.4	93.2	93.1	92.8							
20	89.4	89.7	90.0	90.4	90.6	90.6	90.4	90.4	90.4	90.2	90.0	89.6							
25	85.4	85.8	86.2	86.6	86.8	86.8	86.6	86.6	86.6	86.3	86.1	85.7							
30	80.7	81.2	81.5	82.0	82.3	82.3	82.0	82.0	82.1	81.8	81.5	81.0							
35	75.4	75.9	76.3	76.8	77.2	77.2	76.7	76.8	76.9	76.5	76.3	75.8							
40	69.5	70.1	70.5	71.0	71.4	71.4	70.8	71.0	71.1	70.8	70.5	70.0							
45	63.2	63.7	64.2	64.8	65.2	65.2	64.5	64.7	64.9	64.6	64.3	63.7							
50	56.5	57.1	57.6	58.2	58.6	58.6	57.8	58.0	58.4	58.0	57.7	57.1							
55	49.6	50.1	50.7	51.3	51.7	51.7	50.8	51.0	51.5	51.2	50.9	50.2							
60	42.5	43.0	43.6	44.3	44.7	44.7	43.7	43.9	44.5	44.3	43.9	43.1							
65	35.3	35.8	36.4	37.1	37.5	37.5	36.5	36.7	37.4	37.2	36.8	35.9							
70	28.0	28.6	29.1	30.0	30.3	30.2	29.3	29.5	30.3	30.2	29.6	28.7							
75	20.9	21.4	21.9	22.8	23.1	23.0	22.1	22.4	23.2	23.2	22.4	21.5							
80	13.9	14.3	14.8	15.7	15.8	15.9	15.1	15.3	16.1	16.2	15.4	14.4							
85	7.56	7.84	7.89	8.54	8.63	8.74	8.03	8.31	9.02	9.19	8.51	7.92							
90	3.01	3.16	3.00	2.86	3.01	3.41	2.73	2.79	2.91	2.78	3.19	3.12							
95	1.34	1.83	2.52	2.87	2.62	2.27	1.35	1.48	2.08	2.62	2.30	1.46							
100	1.41	1.89	2.55	2.87	2.62	2.22	1.27	1.49	2.09	2.56	2.23	1.48							
105	1.51	1.96	2.59	2.87	2.64	2.19	1.35	1.53	2.09	2.56	2.24	1.54							
110	1.61	2.03	2.60	2.86	2.65	2.19	1.43	1.57	2.04	2.55	2.22	1.60							
115	1.71	2.09	2.60	2.84	2.67	2.19	1.51	1.63	1.99	2.50	2.10	1.65							
120	1.81	2.14	2.60	2.80	2.67	2.20	1.60	1.67	1.96	2.42	2.04	1.68							
125	1.90	2.18	2.60	2.77	2.67	2.23	1.67	1.73	1.96	2.28	1.93	1.76							
130	1.98	2.21	2.59	2.73	2.67	2.25	1.75	1.79	1.96	2.17	1.87	1.83							
135	2.05	2.25	2.57	2.68	2.64	2.27	1.84	1.85	1.97	2.07	1.86	1.69							
140	2.12	2.27	2.55	2.64	2.61	2.30	1.92	1.94	1.98	2.00	1.85	1.76							
145	2.19	2.28	2.52	2.60	2.58	2.32	2.00	2.02	2.03	1.97	1.90	1.83							
150	2.24	2.31	2.50	2.57	2.55	2.35	2.08	2.09	2.10	2.02	1.97	1.92							
155	2.30	2.33	2.49	2.55	2.53	2.37	2.16	2.16	2.17	2.09	2.16	2.01							
160	2.36	2.37	2.48	2.52	2.51	2.40	2.24	2.18	2.26	2.18	2.21	2.10							
165	2.41	2.41	2.46	2.49	2.49	2.41	2.33	2.28	2.33	2.28	2.27	2.19							
170	2.44	2.46	2.47	2.49	2.48	2.41	2.41	2.39	2.37	2.37	2.35	2.35							
175	2.47	2.49	2.48	2.51	2.48	2.41	2.46	2.45	2.47	2.41	2.41	2.39							
180	2.48	2.49	2.50	2.51	2.44	2.41	2.48	2.48	2.51	2.50	2.44	2.40							

C Range: 0 - 360DEG  
C Interval: 30.0DEG  
Test Speed: HIGH  
Temperature:25.3℃  
Operators:  
Test Date:2025-04-16

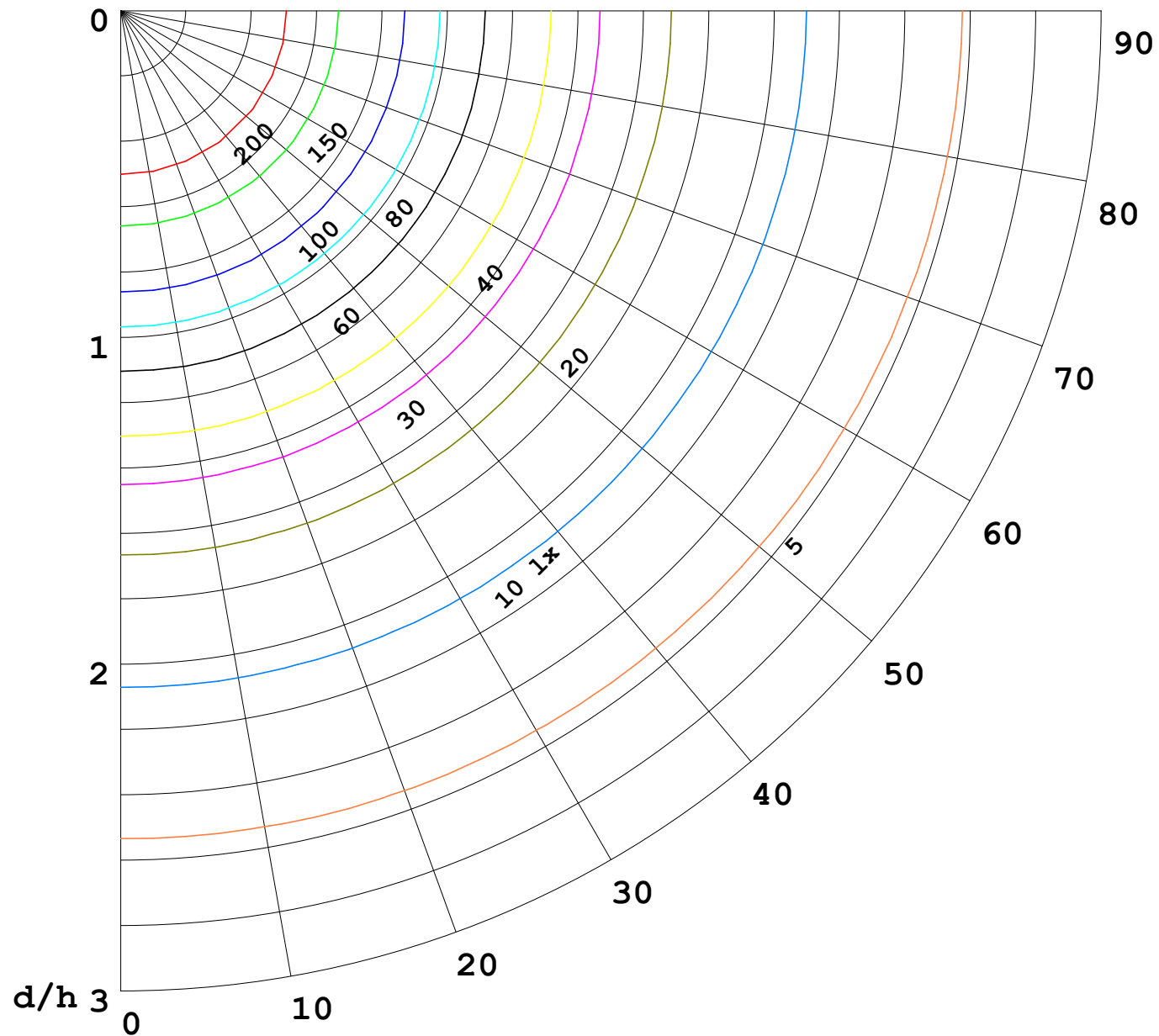
γ Range: 0 - 180DEG  
γ Interval: 1.0DEG  
Test System:EVERFINE GO-2000B\_V1 SYSTEM V2.00.488  
Humidity:65.0%  
Test Distance:6.360m [K=1.0000]  
Remarks:

I (cd)



1000 lm

$\kappa = 1$



F = 1000 lm  
 K = 0.7  
 Hcc = 0.8 m  
 Hfc = 0.0 m  
 Eave = 100 lx

	Pcc	Pw	Pfc
————	70	50	30
————	50	30	20

