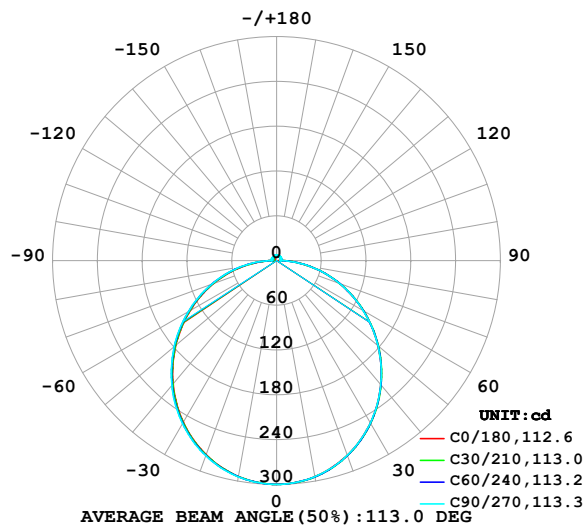


LUMINAIRE PHOTOMETRIC TEST REPORT

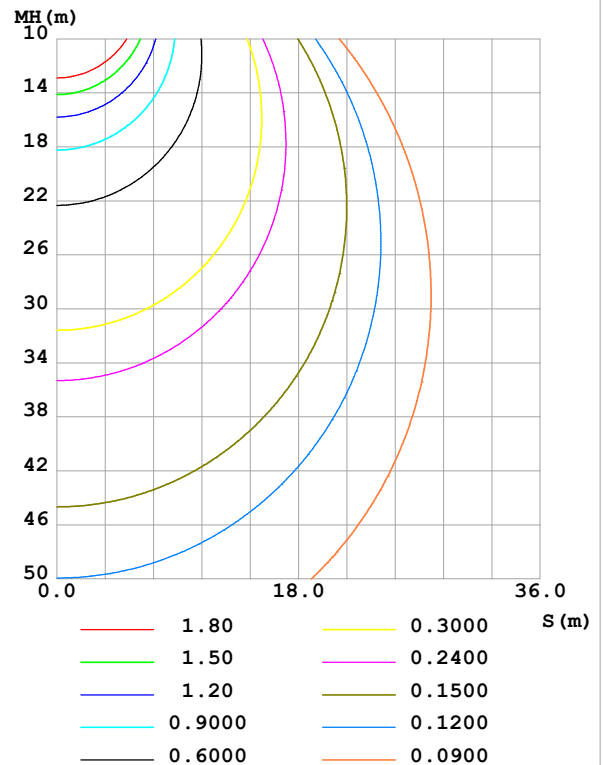
Test:U:24.00V I:0.6782A P:16.28W PF:1.000 Freq:0Hz Lamp Flux:922.413x1 lm		
NAME: SF33-24V-5050-84-G	TYPE:	WEIGHT:
SPEC.:	DIM.: Length=1m	SERIAL No.:
MFR.: OLympia lighting	SUR.:	Shielding Angle:

DATA OF LAMP		PHOTOMETRIC DATA Eff: 56.67 lm/W			
MODEL	5050	I _{max} (cd)	299.7	S/MH(C0/180)	1.24
NOMINAL POWER(W)	15	LOR(%)	100.0	S/MH(C90/270)	1.25
RATED VOLTAGE(V)	24	TOTAL FLUX(lm)	922.41	η UP,DN(C0-180)	2.1,47.6
NOMINAL FLUX(lm)	922.413	CIE CLASS	DIRECT	η UP,DN(C180-360)	2.2,48.1
LAMPS INSIDE	1	η up(%)	4.2	CIBSE SHR NOM	1.25
TEST VOLTAGE(V)		η down(%)	95.8	CIBSE SHR MAX	1.35

LUMINOUS INTENSITY DISTRIBUTION DIAGRAM



C0 PLANE ISOLUX DIAGRAM (UNIT:lx)



C Range: 0 - 360DEG
C Interval: 30.0DEG
Test Speed: HIGH
Temperature:25.3℃
Operators:
Test Date:2025-04-28

γ Range: 0 - 180DEG
γ Interval: 1.0DEG
Test System:EVERFINE GO-2000B_V1 SYSTEM V2.00.488
Humidity:65.0%
Test Distance:6.360m [K=1.0000]
Remarks:

ZONAL FLUX DIAGRAM

ZONAL FLUX DIAGRAM:

γ	C0	C45	C90	C135	C180	C225	C270	C315	γ	Φ zone	Φ total	%lum, lamp
10	294.0	294.3	294.1	293.7	293.8	293.9	294.3	294.5	0- 10	28.34	28.34	3.07,3.07
20	277.4	277.9	277.5	276.9	276.7	277.4	278.2	278.5	10- 20	81.02	109.4	11.9,11.9
30	251.4	251.8	251.3	250.5	250.2	251.1	252.3	252.7	20- 30	122.4	231.8	25.1,25.1
40	217.2	217.7	217.1	216.2	215.8	217.1	218.5	219.0	30- 40	147.2	378.9	41.1,41.1
50	177.3	177.9	177.5	176.5	176.4	177.7	179.1	179.6	40- 50	152.8	531.8	57.6,57.6
60	134.1	134.6	134.1	133.6	133.6	135.2	136.5	136.6	50- 60	140.0	671.8	72.8,72.8
70	89.66	90.04	89.61	89.47	89.80	91.66	92.88	92.35	60- 70	111.7	783.5	84.9,84.9
80	45.37	45.58	45.15	44.69	45.41	47.56	49.09	48.07	70- 80	72.34	855.9	92.8,92.8
90	8.582	7.537	4.868	7.158	8.124	8.624	7.408	9.361	80- 90	27.67	883.5	95.8,95.8
100	4.263	4.923	5.246	5.430	4.041	5.892	7.326	5.655	90-100	6.035	889.6	96.4,96.4
110	4.861	5.388	5.803	5.882	4.565	6.150	7.404	5.978	100-110	5.913	895.5	97.1,97.1
120	5.462	5.830	6.285	6.240	5.085	6.360	7.329	6.194	110-120	5.911	901.4	97.7,97.7
130	5.974	6.202	6.628	6.575	5.588	6.562	7.242	6.367	120-130	5.616	907.0	98.3,98.3
140	6.413	6.503	6.899	6.893	6.076	6.783	7.179	6.451	130-140	5.049	912.0	98.9,98.9
150	6.818	6.809	7.237	7.219	6.565	7.027	7.285	6.631	140-150	4.260	916.3	99.3,99.3
160	7.211	7.208	7.534	7.523	7.047	7.274	7.435	6.984	150-160	3.286	919.6	99.7,99.7
170	7.261	7.612	7.741	7.712	7.232	7.496	7.536	7.415	160-170	2.094	921.7	99.9,99.9
180	7.443	7.725	7.764	7.728	7.431	7.720	7.770	7.718	170-180	0.7238	922.4	100,100
DEG	LUMINOUS INTENSITY:cd									UNIT:lm		

Conical surface Flux(90deg): 455.84 lm

%lum = 49.4%

%lamp = 49.4%

Conical surface Flux(130deg): 731.97 lm

%lum = 79.4%

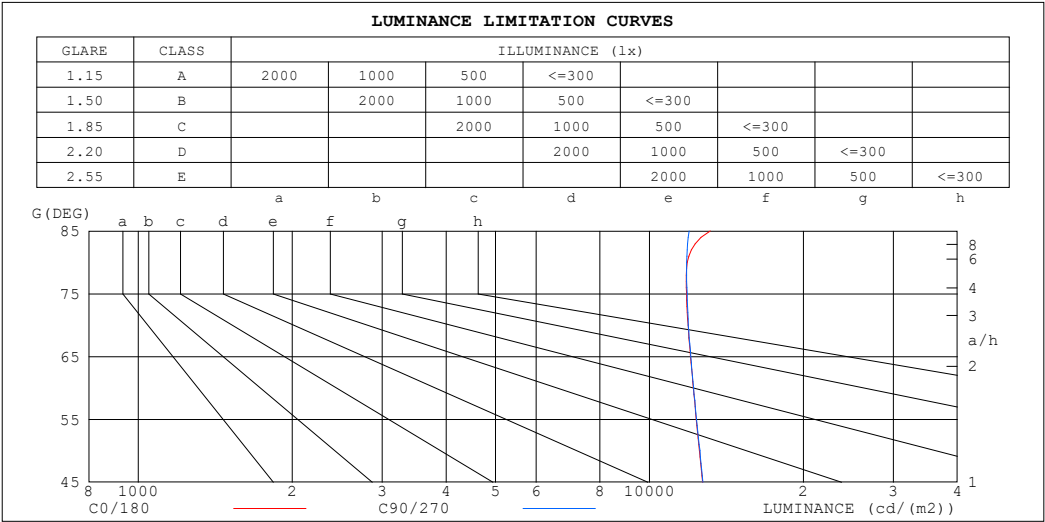
%lamp = 79.4%

C Range: 0 - 360DEG
 C Interval: 30.0DEG
 Test Speed: HIGH
 Temperature:25.3℃
 Operators:
 Test Date:2025-04-28

γ Range: 0 - 180DEG
 γ Interval: 1.0DEG
 Test System:EVERFINE GO-2000B_V1 SYSTEM V2.00.488
 Humidity:65.0%
 Test Distance:6.360m [K=1.0000]
 Remarks:

LUMINANCE LIMITATION CURVES

Test:U:24.00V I:0.6782A P:16.28W PF:1.000 Freq:0Hz Lamp Flux:922.413x1 lm		
NAME: SF33-24V-5050-84-G	TYPE:	WEIGHT:
SPEC.:	DIM.: Length=1m	SERIAL No.:
MFR.: OLympia lighting	SUR.:	Shielding Angle:



LUMINANCE cd/(m2)		
G (DEG)	C0/180	C90/270
85	13151	11961
80	11860	11823
75	11811	11846
70	11899	11913
65	12028	12041
60	12176	12193
55	12347	12360
50	12522	12553
45	12695	12714

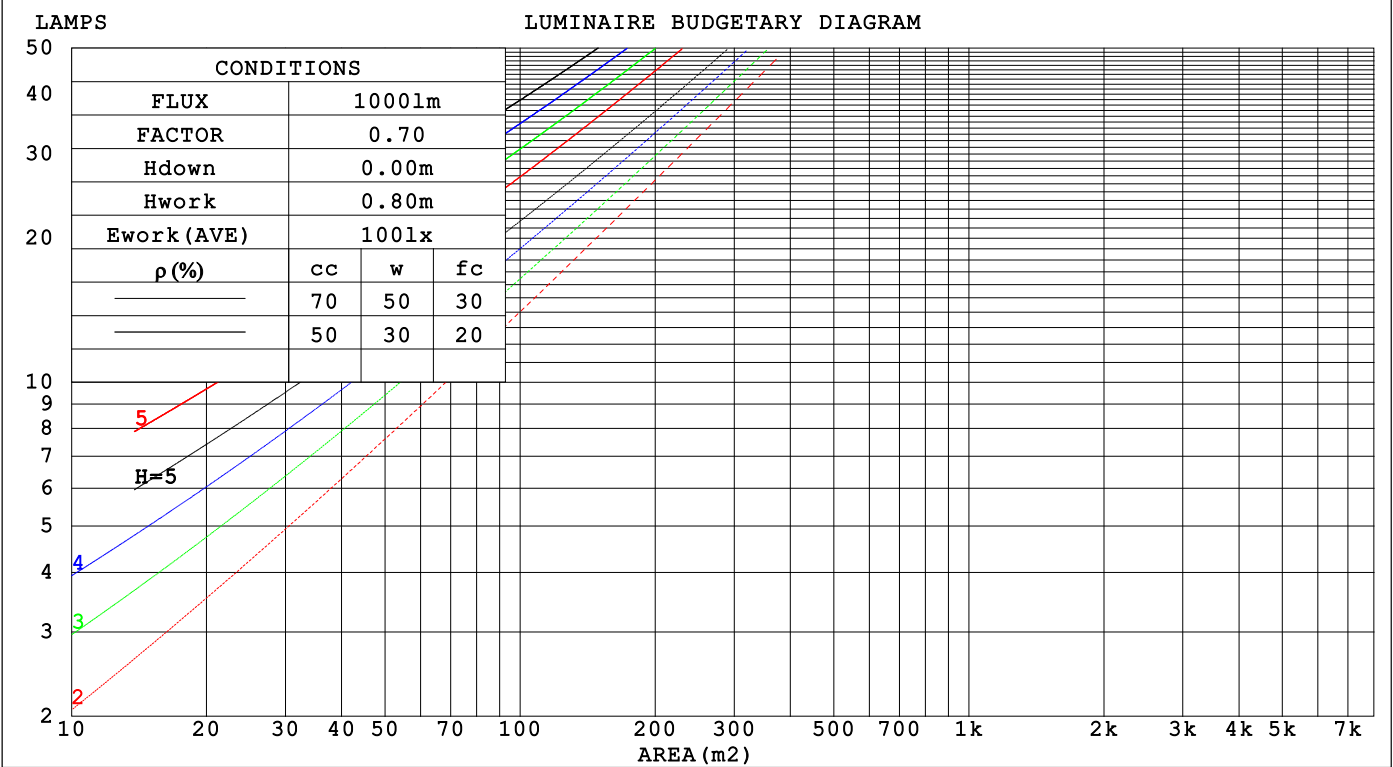
C Range: 0 - 360DEG
C Interval: 30.0DEG
Test Speed: HIGH
Temperature:25.3℃
Operators:
Test Date:2025-04-28

γ Range: 0 - 180DEG
γ Interval: 1.0DEG
Test System:EVERFINE GO-2000B_V1 SYSTEM V2.00.488
Humidity:65.0%
Test Distance:6.360m [K=1.0000]
Remarks:

CU AND LUMINAIRE BUDGETARY ESTIMATE DIAGRAM

Test:U:24.00V I:0.6782A P:16.28W PF:1.000 Freq:0Hz		
Lamp Flux:922.413x1 lm		
NAME: SF33-24V-5050-84-G	TYPE:	WEIGHT:
SPEC.:	DIM.: Length=1m	SERIAL No.:
MFR.: OLYMPIA lighting	SUR.:	Shielding Angle:

pcc	80%			70%			50%			30%			10%			0
p _w	50%	30%	10%	50%	30%	10%	50%	30%	10%	50%	30%	10%	50%	30%	10%	0
p _{fc}	20%			20%			20%			20%			20%			0
RCR	RCR:Room Cavity Ratio															



C Range: 0 - 360DEG
C Interval: 30.0DEG
Test Speed: HIGH
Temperature:25.3℃
Operators:
Test Date:2025-04-28

γ Range: 0 - 180DEG
γ Interval: 1.0DEG
Test System:EVERFINE GO-2000B_V1 SYSTEM V2.00.488
Humidity:65.0%
Test Distance:6.360m [K=1.0000]
Remarks:

WEC AND CCEC

Test:U:24.00V I:0.6782A P:16.28W PF:1.000 Freq:0Hz Lamp Flux:922.413x1 lm		
NAME: SF33-24V-5050-84-G	TYPE:	WEIGHT:
SPEC.:	DIM.: Length=1m	SERIAL No.:
MFR.: OLympia lighting	SUR.:	Shielding Angle:

pcc	80%			70%			50%			30%			10%			0														
pw	50%	30%	10%	50%	30%	10%	50%	30%	10%	50%	30%	10%	50%	30%	10%	0														
pfc	20%			20%			20%			20%			20%			0														
RCR	RCR:Room Cavity Ratio															Wall Exitance Coefficients(WEC)														
0.0																														
1.0	.326	.186	.059	.318	.181	.058	.302	.173	.055	.288	.166	.053	.274	.159	.051															
2.0	.301	.165	.051	.294	.162	.050	.280	.155	.048	.267	.150	.047	.255	.144	.045															
3.0	.276	.147	.044	.269	.144	.043	.257	.139	.042	.245	.134	.041	.234	.130	.040															
4.0	.253	.131	.039	.247	.129	.038	.236	.125	.037	.226	.121	.037	.216	.117	.036															
5.0	.233	.119	.034	.228	.117	.034	.218	.113	.033	.208	.110	.033	.200	.107	.032															
6.0	.215	.108	.031	.211	.106	.031	.202	.103	.030	.193	.100	.030	.185	.098	.029															
7.0	.200	.099	.028	.196	.098	.028	.188	.095	.027	.180	.092	.027	.173	.090	.026															
8.0	.186	.091	.026	.183	.090	.025	.175	.088	.025	.168	.085	.025	.162	.083	.024															
9.0	.175	.084	.024	.171	.083	.023	.164	.081	.023	.158	.079	.023	.152	.077	.022															
10.0	.164	.079	.022	.161	.078	.022	.155	.076	.021	.149	.074	.021	.144	.072	.021															

pcc	80%			70%			50%			30%			10%			0
pw	50%	30%	10%	50%	30%	10%	50%	30%	10%	50%	30%	10%	50%	30%	10%	0
pfc	20%			20%			20%			20%			20%			0
RCR	RCR:Room Cavity Ratio						Ceiling Cavity Exitance Coefficients (CCEC)									
0.0	.223	.223	.223	.190	.190	.190	.130	.130	.130	.075	.075	.075	.024	.024	.024	
1.0	.214	.188	.165	.183	.162	.142	.125	.111	.098	.072	.064	.057	.023	.021	.019	
2.0	.206	.164	.129	.177	.142	.112	.121	.098	.078	.070	.057	.046	.022	.018	.015	
3.0	.198	.147	.106	.170	.127	.092	.117	.088	.065	.067	.051	.038	.022	.017	.012	
4.0	.191	.134	.091	.164	.116	.079	.113	.081	.055	.065	.047	.033	.021	.015	.011	
5.0	.183	.124	.080	.157	.107	.069	.108	.075	.049	.063	.044	.029	.020	.014	.010	
6.0	.176	.115	.072	.151	.100	.063	.104	.070	.044	.061	.041	.026	.020	.013	.009	
7.0	.169	.109	.066	.145	.094	.058	.100	.066	.041	.058	.039	.024	.019	.013	.008	
8.0	.163	.103	.062	.140	.089	.054	.097	.063	.038	.056	.037	.023	.018	.012	.008	
9.0	.156	.098	.058	.135	.085	.051	.093	.060	.036	.054	.035	.022	.018	.012	.007	
10.0	.151	.094	.056	.130	.081	.049	.090	.057	.035	.053	.034	.021	.017	.011	.007	

C Range: 0 - 360DEG
C Interval: 30.0DEG
Test Speed: HIGH
Temperature:25.3℃
Operators:
Test Date:2025-04-28

γ Range: 0 - 180DEG
γ Interval: 1.0DEG
Test System:EVERFINE GO-2000B_V1 SYSTEM V2.00.488
Humidity:65.0%
Test Distance:6.360m [K=1.0000]
Remarks:

UGR(Unified Glare Rating) Table

Test:U:24.00V I:0.6782A P:16.28W PF:1.000 Freq:0Hz Lamp Flux:922.413x1 lm											
NAME: SF33-24V-5050-84-G					TYPE:			WEIGHT:			
SPEC.:					DIM.: Length=1m			SERIAL No.:			
MFR.: OLympia lighting					SUR.:			Shielding Angle:			
ceiling/cavity	0.7	0.7	0.5	0.5	0.3	0.7	0.7	0.5	0.5	0.3	
walls	0.5	0.3	0.5	0.3	0.3	0.5	0.3	0.5	0.3	0.3	
working plane	0.2	0.2	0.2	0.2	0.2	0.2	0.2	0.2	0.2	0.2	
Room dimensions		Viewed crosswise					Viewed endwise				
x = 2H y = 2H	2H	19.6	21.1	20.0	21.4	21.7	19.6	21.1	20.0	21.4	21.7
	3H	21.3	22.7	21.7	23.0	23.3	21.3	22.7	21.7	23.0	23.3
	4H	22.1	23.4	22.4	23.7	24.0	22.1	23.4	22.4	23.7	24.0
	6H	22.7	23.9	23.1	24.3	24.6	22.7	23.9	23.1	24.2	24.6
	8H	22.9	24.1	23.3	24.5	24.9	22.9	24.1	23.3	24.5	24.8
	12H	23.1	24.3	23.5	24.6	25.0	23.1	24.2	23.5	24.6	25.0
4H	2H	20.3	21.6	20.6	21.9	22.3	20.3	21.6	20.6	21.9	22.2
	3H	22.2	23.3	22.6	23.7	24.1	22.1	23.3	22.6	23.7	24.1
	4H	23.0	24.1	23.5	24.5	24.9	23.0	24.1	23.5	24.5	24.9
	6H	23.8	24.7	24.3	25.2	25.6	23.8	24.7	24.3	25.2	25.6
	8H	24.1	25.0	24.6	25.4	25.9	24.1	25.0	24.6	25.4	25.9
	12H	24.4	25.2	24.9	25.7	26.2	24.3	25.1	24.8	25.6	26.1
8H	4H	23.4	24.2	23.8	24.7	25.2	23.4	24.2	23.8	24.7	25.2
	6H	24.3	25.0	24.8	25.5	26.0	24.3	25.0	24.8	25.5	26.0
	8H	24.8	25.4	25.3	25.9	26.4	24.7	25.4	25.3	25.9	26.4
	12H	25.2	25.7	25.7	26.2	26.8	25.1	25.6	25.6	26.2	26.7
12H	4H	23.4	24.2	23.9	24.7	25.2	23.4	24.2	23.9	24.7	25.2
	6H	24.4	25.1	24.9	25.6	26.1	24.4	25.1	24.9	25.6	26.1
	8H	24.9	25.5	25.5	26.0	26.6	24.9	25.4	25.4	26.0	26.5
Variations with the observer position at spacings(CIE Pub.117):											
S = 1.0H		+ 0.1 / - 0.2					+ 0.1 / - 0.2				
1.5H		+ 0.2 / - 0.3					+ 0.2 / - 0.3				
2.0H		+ 0.1 / - 0.3					+ 0.1 / - 0.3				

CIE Pub.117, 922.4 lm Total Lamp Luminous Flux Correct (8log(F/F0) = -0.3)
Area: 0.022 m2

C Range: 0 - 360DEG
C Interval: 30.0DEG
Test Speed: HIGH
Temperature:25.3℃
Operators:
Test Date:2025-04-28

γ Range: 0 - 180DEG
γ Interval: 1.0DEG
Test System:EVERFINE GO-2000B_V1 SYSTEM V2.00.488
Humidity:65.0%
Test Distance:6.360m [K=1.0000]
Remarks:

UTILIZATION FACTORS TABLE

Test:U:24.00V I:0.6782A P:16.28W PF:1.000 Freq:0Hz Lamp Flux:922.413x1 lm		
NAME: SF33-24V-5050-84-G	TYPE:	WEIGHT:
SPEC.:	DIM.: Length=1m	SERIAL No.:
MFR.: OLympia lighting	SUR.:	Shielding Angle:

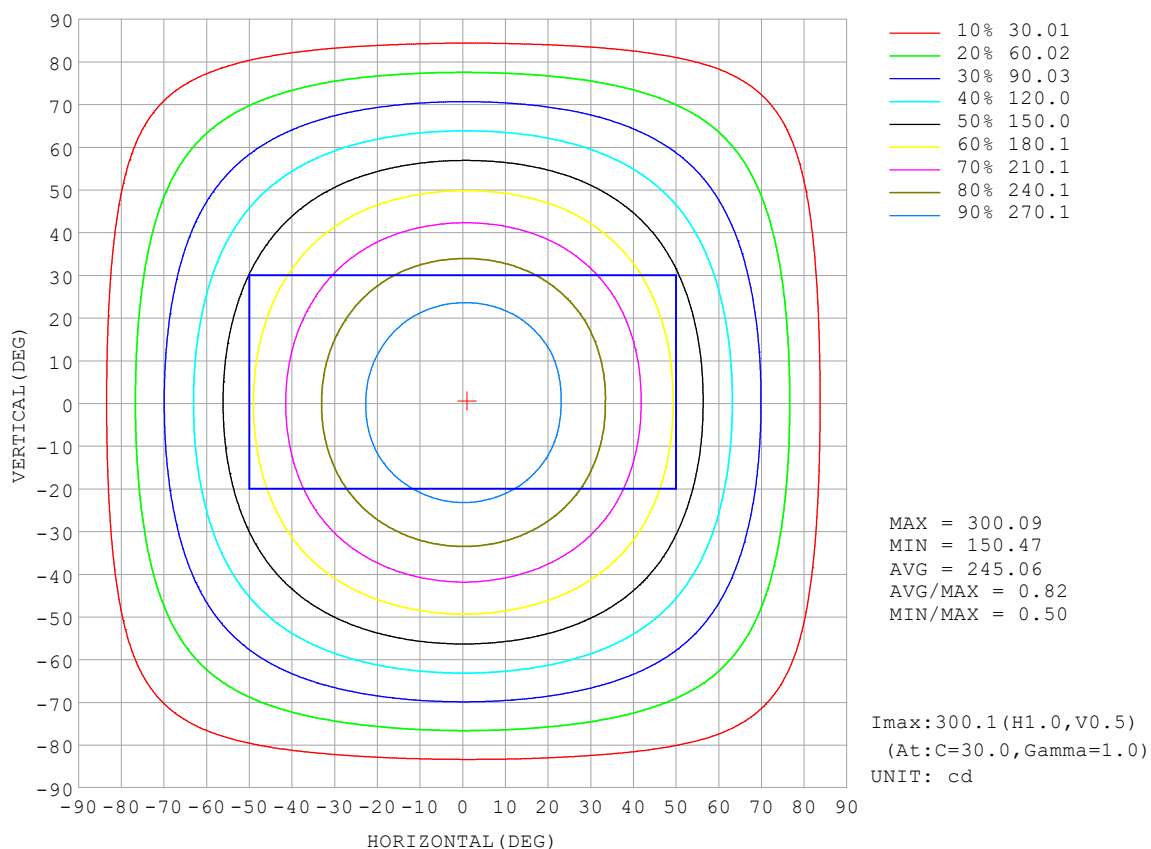
REFLECTANCE										
Ceiling	0.8	0.8	0.8	0.7	0.7	0.7	0.5	0.5	0.5	0
Walls	0.7	0.5	0.3	0.7	0.5	0.3	0.7	0.5	0.3	0
Working plane	0.2	0.2	0.2	0.2	0.2	0.2	0.2	0.2	0.2	0
ROOM INDEX	UTILIZATION FACTORS (PERCENT) $k(RI) \times RCR = 5$									
$k = 0.60$	55	44	37	55	43	37	53	43	36	30
0.80	65	53	46	64	53	46	62	52	45	38
1.00	74	62	54	72	61	54	69	62	53	46
1.25	81	70	62	79	69	62	76	67	61	53
1.50	86	75	68	84	74	67	80	72	66	58
2.00	93	83	77	90	82	76	86	79	74	65
2.50	97	88	82	94	87	81	90	83	78	69
3.00	100	93	87	97	91	85	93	87	83	73
4.00	104	98	93	101	96	91	96	92	88	78
5.00	107	102	97	104	99	95	99	95	92	81
ROOM INDEX	UF (total)									Direct
According to DIN EN 13032-2 2004			Suspended					SHRNOM = 1.25		

C Range: 0 - 360DEG
 C Interval: 30.0DEG
 Test Speed: HIGH
 Temperature: 25.3 °C
 Operators:
 Test Date: 2025-04-28

γ Range: 0 - 180DEG
 γ Interval: 1.0DEG
 Test System: EVERFINE GO-2000B_V1 SYSTEM V2.00.488
 Humidity: 65.0%
 Test Distance: 6.360m [K=1.0000]
 Remarks:

ISOCANDELA DIAGRAM

Test:U:24.00V I:0.6782A P:16.28W PF:1.000 Freq:0Hz Lamp Flux:922.413x1 lm		
NAME: SF33-24V-5050-84-G	TYPE:	WEIGHT:
SPEC.:	DIM.: Length=1m	SERIAL No.:
MFR.: OLympia lighting	SUR.:	Shielding Angle:




C Range: 0 - 360DEG
C Interval: 30.0DEG
Test Speed: HIGH
Temperature:25.3℃
Operators:
Test Date:2025-04-28

γ Range: 0 - 180DEG
γ Interval: 1.0DEG
Test System:EVERFINE GO-2000B_V1 SYSTEM V2.00.488
Humidity:65.0%
Test Distance:6.360m [K=1.0000]
Remarks:

AAI Figure

Test:U:24.00V I:0.6782A P:16.28W PF:1.000 Freq:0Hz Lamp Flux:922.413x1 lm		
NAME: SF33-24V-5050-84-G	TYPE:	WEIGHT:
SPEC.:	DIM.: Length=1m	SERIAL No.:
MFR.: OLympia lighting	SUR.:	Shielding Angle:



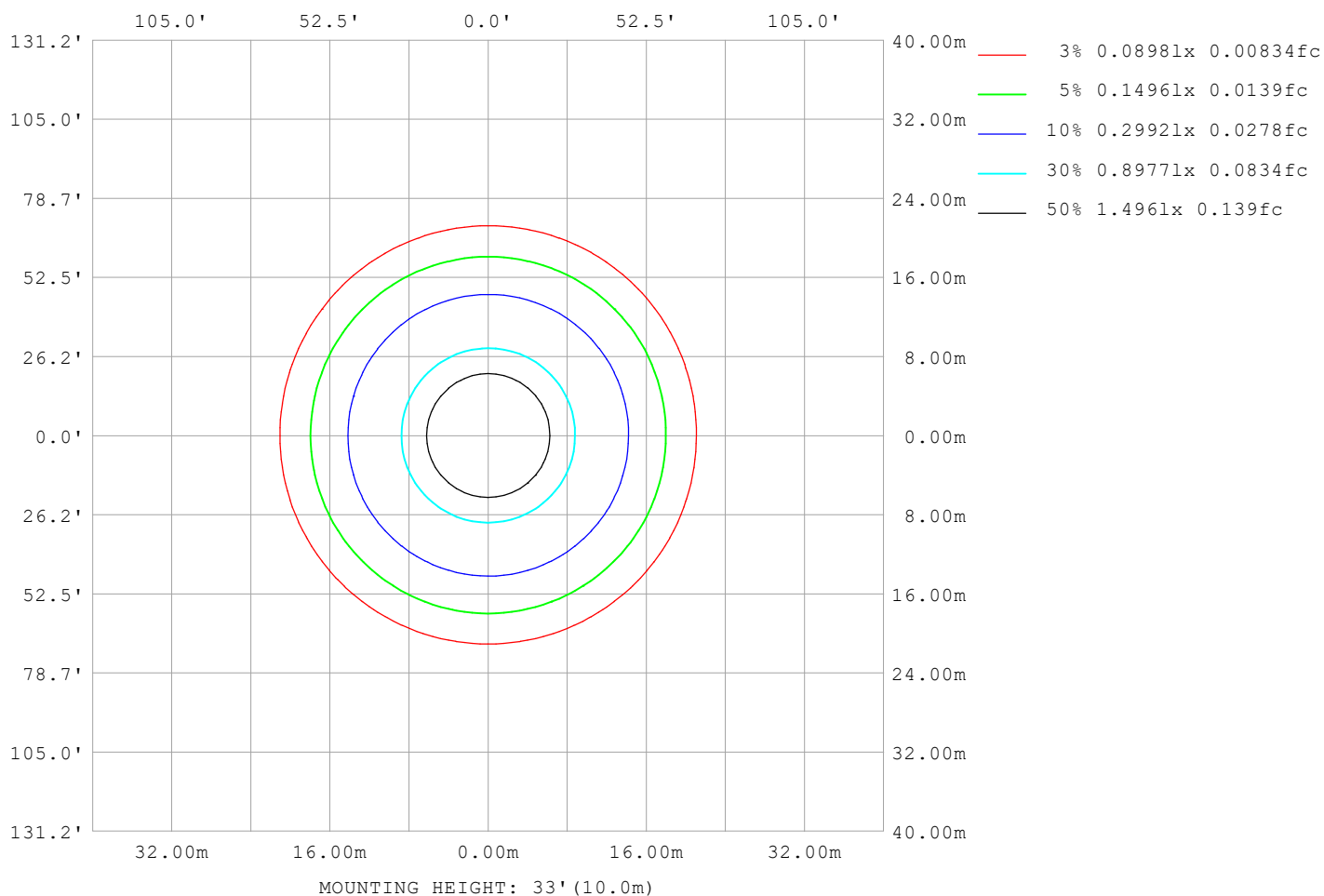
Note:The Curves indicate the illuminated area and the average illumination when the luminaire is at different distance.

C Range: 0 - 360DEG
C Interval: 30.0DEG
Test Speed: HIGH
Temperature:25.3℃
Operators:
Test Date:2025-04-28

γ Range: 0 - 180DEG
γ Interval: 1.0DEG
Test System:EVERFINE GO-2000B_V1 SYSTEM V2.00.488
Humidity:65.0%
Test Distance:6.360m [K=1.0000]
Remarks:

ISOLUX DIAGRAM

Test:U:24.00V I:0.6782A P:16.28W PF:1.000 Freq:0Hz Lamp Flux:922.413x1 lm		
NAME: SF33-24V-5050-84-G	TYPE:	WEIGHT:
SPEC.:	DIM.: Length=1m	SERIAL No.:
MFR.: OLympia lighting	SUR.:	Shielding Angle:



C Range: 0 - 360DEG
C Interval: 30.0DEG
Test Speed: HIGH
Temperature: 25.3°C
Operators:
Test Date: 2025-04-28

γ Range: 0 - 180DEG
γ Interval: 1.0DEG
Test System: EVERFINE GO-2000B_V1 SYSTEM V2.00.488
Humidity: 65.0%
Test Distance: 6.360m [K=1.0000]
Remarks:

LED Avg.L Report

Test:U:24.00V I:0.6782A P:16.28W PF:1.000 Freq:0Hz Lamp Flux:922.413x1 lm		
NAME: SF33-24V-5050-84-G	TYPE:	WEIGHT:
SPEC.:	DIM.: Length=1m	SERIAL No.:
MFR.: OLympia lighting	SUR.:	Shielding Angle:

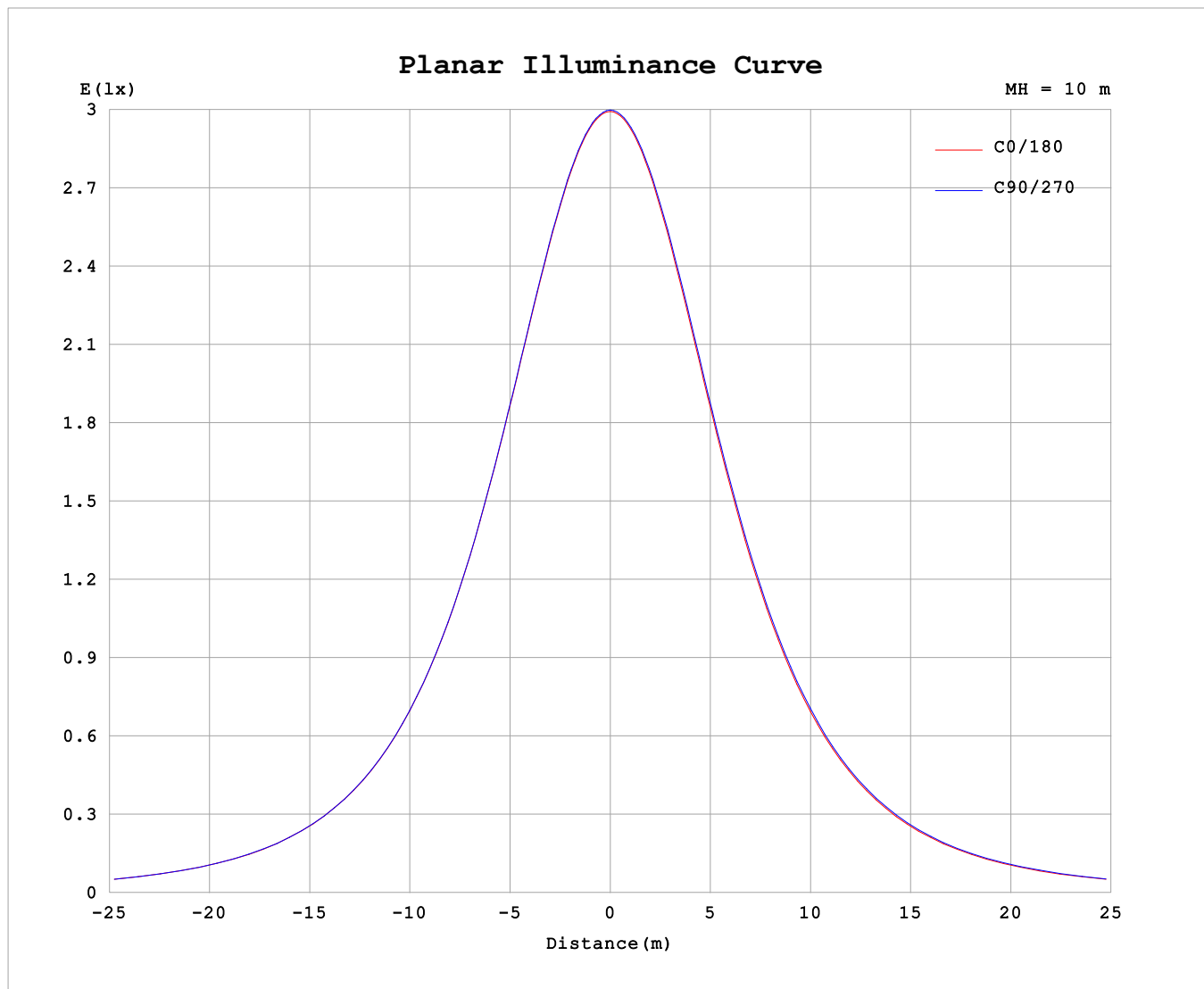
AvgL	cd/m2
L_0~180 (65) av	12034
L_0~180 (75) av	11850
L_0~180 (85) av	12626
L_90~270 (65) av	12188
L_90~270 (75) av	12152
L_90~270 (85) av	13052
L_45 (65) av	12163
L_45 (75) av	12070
L_45 (85) av	12845

Standard: GB/T 29293-2012

C Range: 0 - 360DEG
C Interval: 30.0DEG
Test Speed: HIGH
Temperature:25.3℃
Operators:
Test Date:2025-04-28

γ Range: 0 - 180DEG
γ Interval: 1.0DEG
Test System:EVERFINE GO-2000B_V1 SYSTEM V2.00.488
Humidity:65.0%
Test Distance:6.360m [K=1.0000]
Remarks:

Planar Illuminance Curve



C Range: 0 - 360DEG
C Interval: 30.0DEG
Test Speed: HIGH
Temperature: 25.3 °C
Operators:
Test Date: 2025-04-28

γ Range: 0 - 180DEG
 γ Interval: 1.0DEG
Test System: EVERFINE GO-2000B_V1 SYSTEM V2.00.488
Humidity: 65.0%
Test Distance: 6.360m [K=1.0000]
Remarks:

LUMINOUS DISTRIBUTION INTENSITY DATA

Test:U:24.00V I:0.6782A P:16.28W PF:1.000 Freq:0Hz Lamp Flux:922.413x1 lm		
NAME: SF33-24V-5050-84-G	TYPE:	WEIGHT:
SPEC.:	DIM.: Length=1m	SERIAL No.:
MFR.: OLYMPIA lighting	SUR.:	Shielding Angle:

Table--1

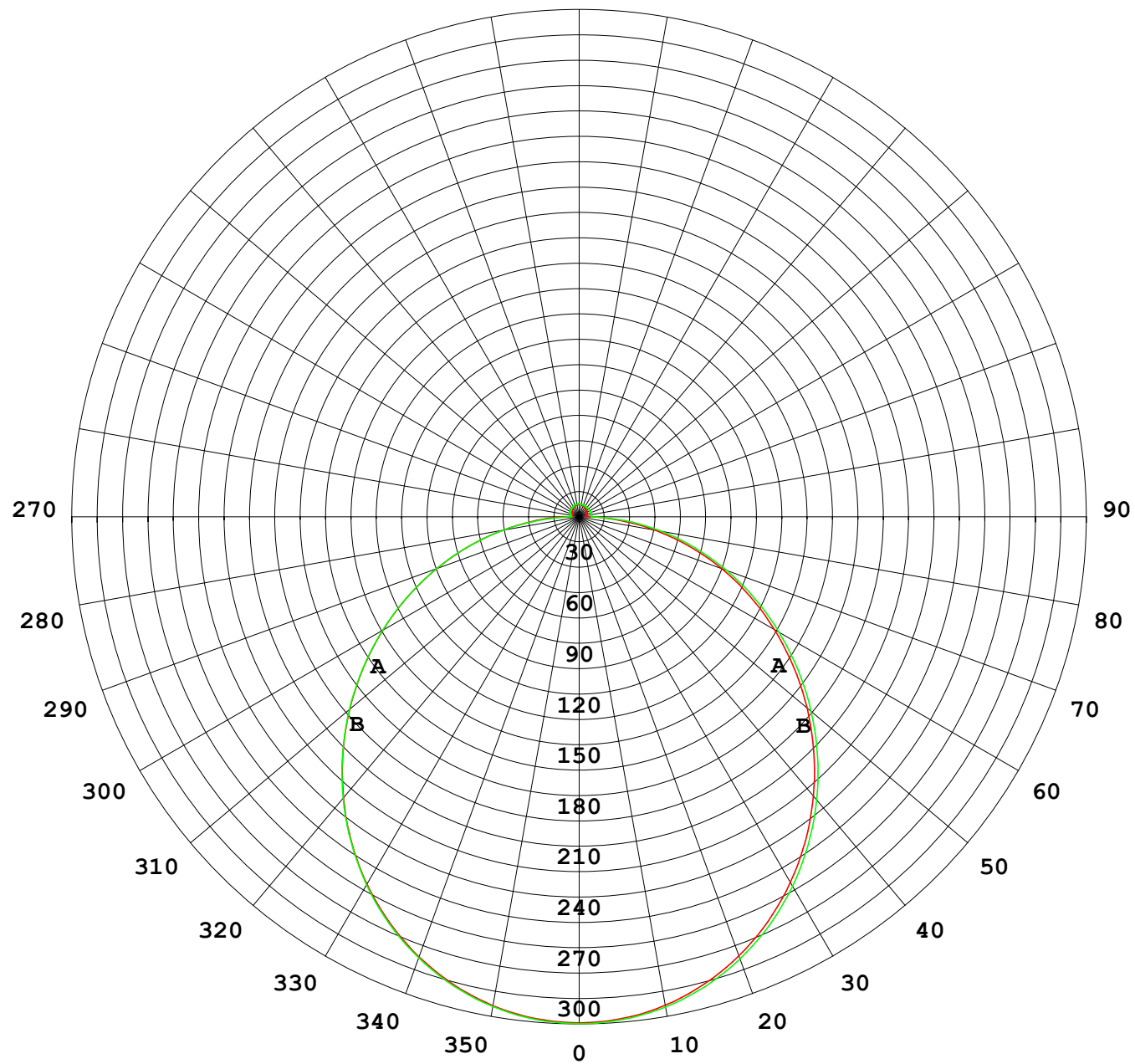
UNIT: cd

C (DEG) γ (DEG)	0	30	60	90	120	150	180	210	240	270	300	330							
0	300	300	300	300	300	300	300	300	300	300	300	300							
5	298	299	298	298	298	298	298	298	298	298	298	299							
10	294	294	294	294	294	294	294	294	294	294	295	295							
15	287	288	287	287	287	287	287	287	287	288	288	288							
20	277	278	278	278	277	277	277	277	278	278	279	278							
25	265	266	266	266	265	265	265	265	266	266	267	266							
30	251	252	252	251	251	250	250	251	252	252	253	253							
35	235	236	235	235	234	234	234	234	236	236	237	237							
40	217	218	217	217	216	216	216	216	218	218	219	219							
45	198	199	198	198	197	197	196	197	199	199	200	199							
50	177	178	178	177	177	176	176	177	179	179	180	179							
55	156	157	156	156	155	155	155	156	157	158	159	158							
60	134	135	134	134	134	134	134	134	136	136	137	136							
65	112	113	112	112	112	112	112	113	114	115	115	114							
70	89.7	90.2	89.9	89.6	89.4	89.5	89.8	90.9	92.4	92.9	93.0	91.7							
75	67.4	68.0	67.5	67.4	66.9	67.1	67.6	69.1	70.6	71.0	70.8	69.5							
80	45.4	45.8	45.4	45.2	44.6	44.8	45.4	46.4	48.7	49.1	48.8	47.4							
85	25.3	25.2	23.6	22.9	21.6	22.8	23.2	24.2	25.9	27.1	27.0	26.7							
90	8.58	8.49	6.59	4.87	6.07	8.24	8.12	8.75	8.50	7.41	9.14	9.59							
95	3.99	4.44	5.00	5.03	5.18	5.13	3.95	5.10	6.49	7.27	6.33	4.62							
100	4.26	4.65	5.19	5.25	5.58	5.28	4.04	5.18	6.60	7.33	6.49	4.83							
105	4.55	4.91	5.39	5.52	5.85	5.51	4.29	5.35	6.71	7.38	6.62	5.03							
110	4.86	5.18	5.60	5.80	6.04	5.73	4.56	5.52	6.78	7.40	6.73	5.23							
115	5.18	5.43	5.80	6.05	6.20	5.93	4.82	5.68	6.84	7.37	6.79	5.41							
120	5.46	5.67	5.99	6.28	6.36	6.12	5.08	5.84	6.88	7.33	6.79	5.60							
125	5.73	5.90	6.17	6.47	6.51	6.30	5.34	5.99	6.93	7.28	6.80	5.74							
130	5.97	6.06	6.34	6.63	6.66	6.49	5.59	6.15	6.97	7.24	6.81	5.92							
135	6.20	6.17	6.50	6.78	6.80	6.67	5.84	6.32	7.02	7.21	6.83	5.90							
140	6.41	6.34	6.66	6.90	6.95	6.84	6.08	6.48	7.08	7.18	6.85	6.05							
145	6.62	6.51	6.80	7.03	7.10	7.01	6.32	6.65	7.16	7.17	6.88	6.19							
150	6.82	6.68	6.94	7.24	7.26	7.18	6.56	6.81	7.24	7.28	6.92	6.35							
155	7.01	6.86	7.22	7.39	7.41	7.35	6.81	6.97	7.33	7.39	7.20	6.51							
160	7.21	7.03	7.38	7.53	7.54	7.50	7.05	7.14	7.41	7.44	7.29	6.68							
165	7.34	7.20	7.52	7.66	7.65	7.61	7.27	7.29	7.48	7.48	7.37	6.87							
170	7.26	7.58	7.64	7.74	7.73	7.70	7.23	7.44	7.55	7.54	7.46	7.37							
175	7.37	7.68	7.72	7.78	7.76	7.72	7.36	7.59	7.64	7.61	7.58	7.55							
180	7.44	7.69	7.76	7.76	7.75	7.70	7.43	7.69	7.75	7.77	7.74	7.69							

C Range: 0 - 360DEG
C Interval: 30.0DEG
Test Speed: HIGH
Temperature:25.3℃
Operators:
Test Date:2025-04-28

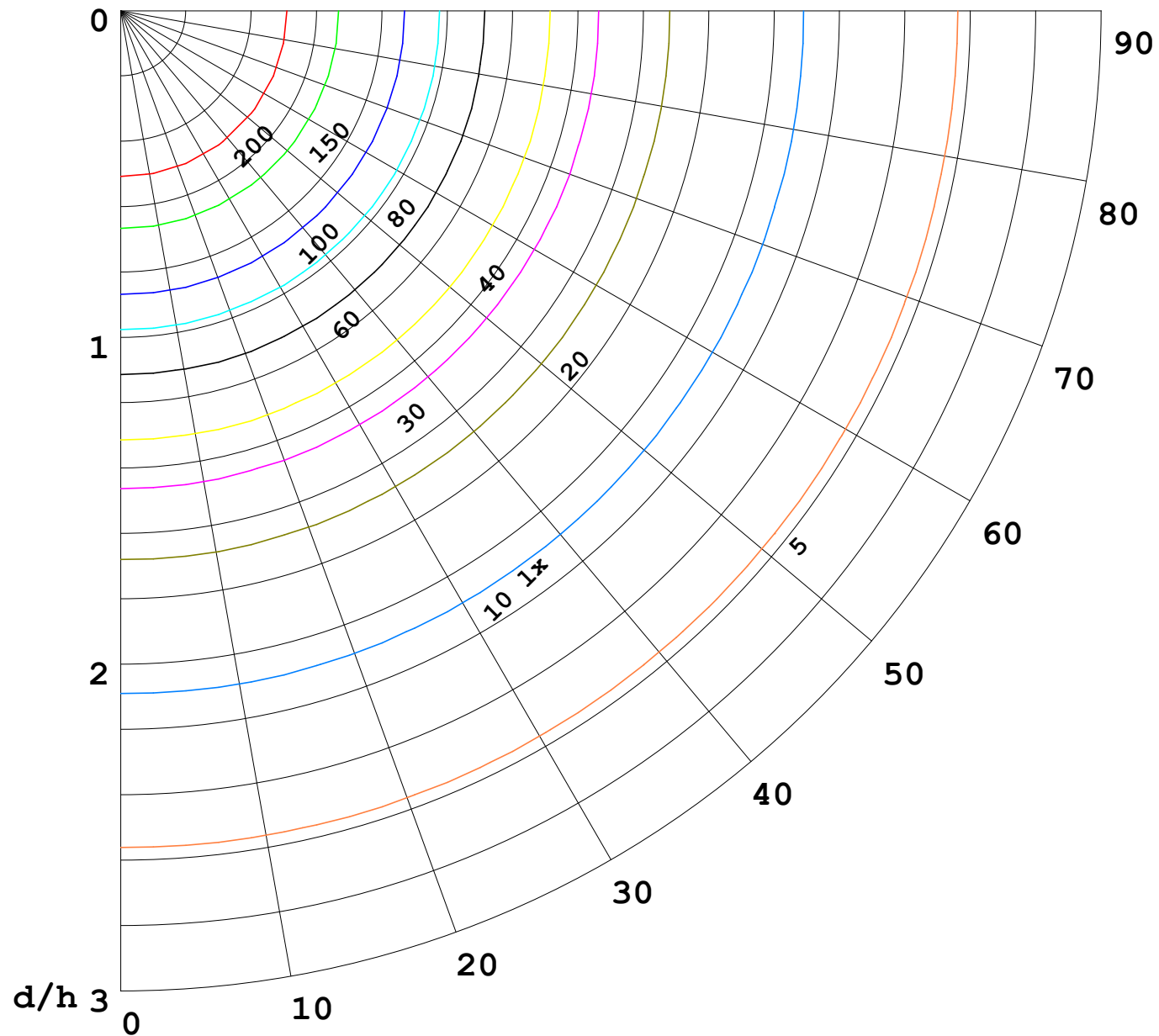
γ Range: 0 - 180DEG
γ Interval: 1.0DEG
Test System:EVERFINE GO-2000B_V1 SYSTEM V2.00.488
Humidity:65.0%
Test Distance:6.360m [K=1.0000]
Remarks:

I (cd)



1000 lm

$\kappa = 1$



F = 1000 lm
 K = 0.7
 H_{cc} = 0.8 m
 H_{fc} = 0.0 m
 E_{ave} = 100 lx

	P _{cc}	P _w	P _{fc}
—————	70	50	30
—————	50	30	20

